

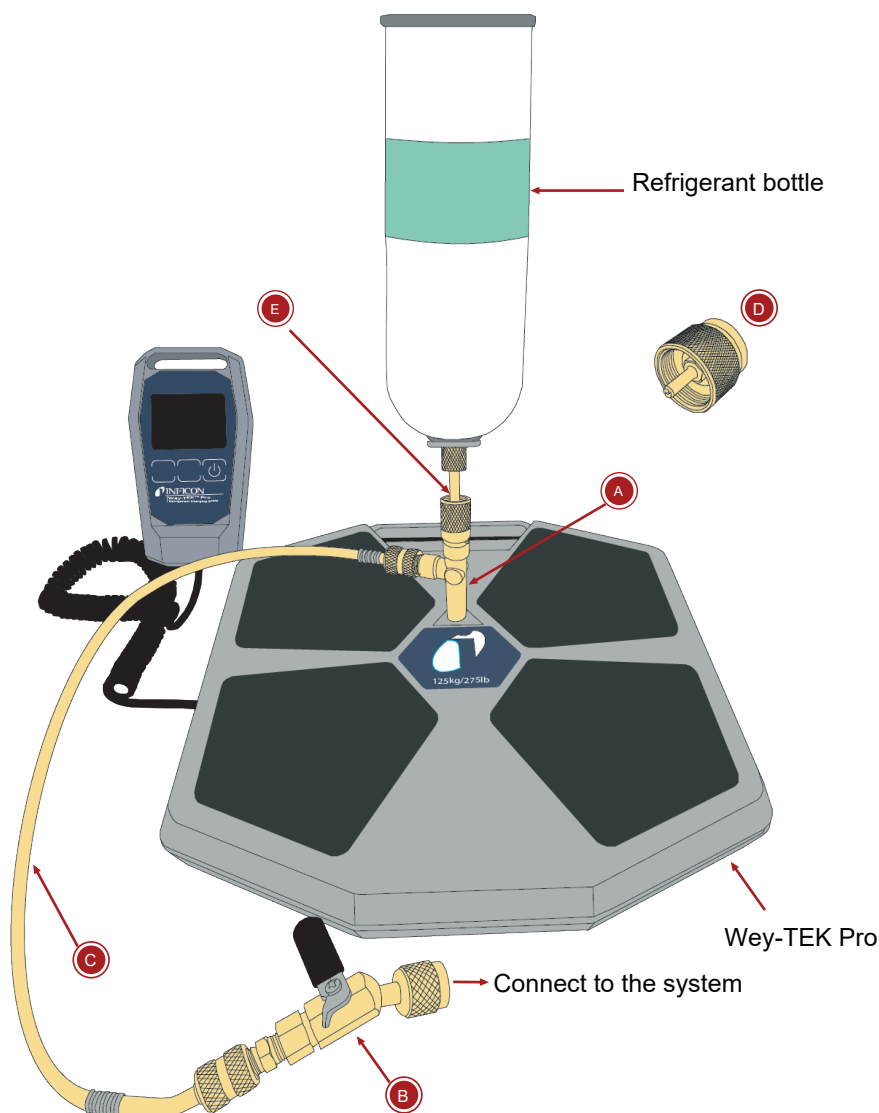
Wey-TEK[®] Pro Small Charge Adapter Kit

Introduction

This accessory kit allows you to attach a small refrigerant bottle, common to A3 flammable refrigerants, to the Wey-TEK Pro scale. This keeps the bottle securely inverted for easy charging.

Included in this kit:

- A** T fitting with 1/4 SAE male threads
- B** 1/4 turn ball valve
- C** 18 in. (457 mm) refrigerant hose with 2 mm internal diameter
- D** CGA600 bottle adapter
- E** 7/16-28 (EN417 Lindal) bottle adapter



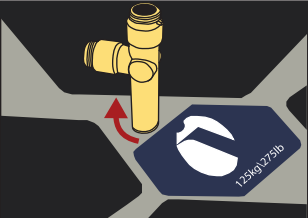
To Use the Adapter Kit

NOTE: Hand tighten all fittings.

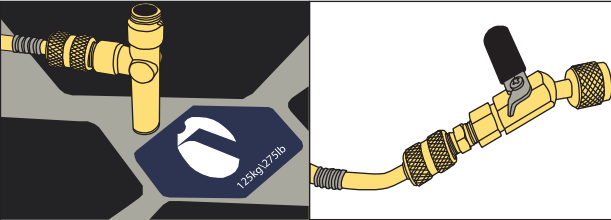
1. Remove the plug from the scale platform using a small, flat screwdriver or similar tool.



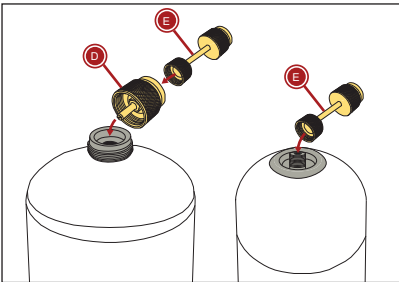
2. Screw the T fitting (A) into the scale platform.



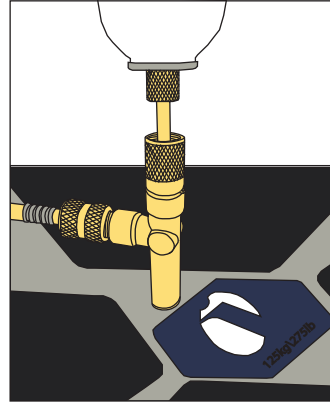
3. Attach one end of the refrigerant hose (C) to the T fitting (A) and the other end to the ball valve (B).



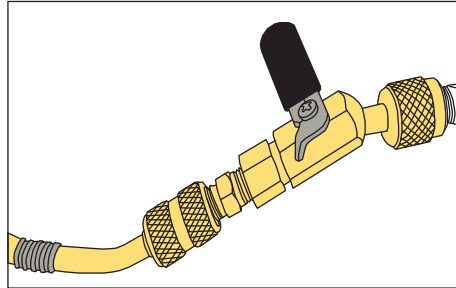
4. Select the appropriate tank adapter for your refrigerant bottle and attach it to the bottle.



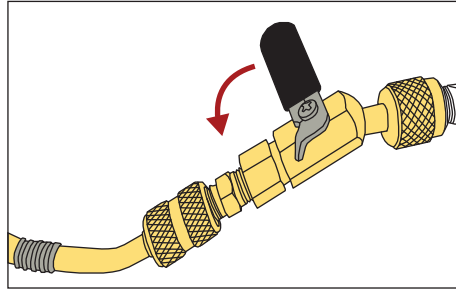
5. With the ball valve (B) in the closed position, connect the refrigerant tank adapter (E) to the T fitting (A).



6. Attach the ball valve (B) to the system.
NOTE: If necessary, briefly open the valve slightly to bleed out any air in the line before connecting to the system.



7. Slowly open the ball valve (B) to charge the system. Close the valve when done.



Two Technology Place
East Syracuse, NY 13057-9714 USA
Phone: +1.800.344.3304
E-Mail: service.tools@inficon.com
www.inficonservicetools.com

Bonner Strasse 498
D-50968 Cologne, Germany
Phone: +49 221 56788-660
E-Mail: servicetools.europe@inficon.com
www.inficonservicetools-europe.com

Section A, Building 6
108 Shuya Road, Shanghai, China
Phone: +86-21-62093094
Email: reach.china@inficon.com

Korea
Phone: +82-31-206-2890
Email: reach.korea@inficon.com

Japan
Phone: +81-44-322-8901
Email: reach.japan@inficon.com

Singapore
Phone: +65-6631-0303
Email: reach.singapore@inficon.com

Taiwan
Phone: +886-3-5525828
Email: reach.taiwan@inficon.com